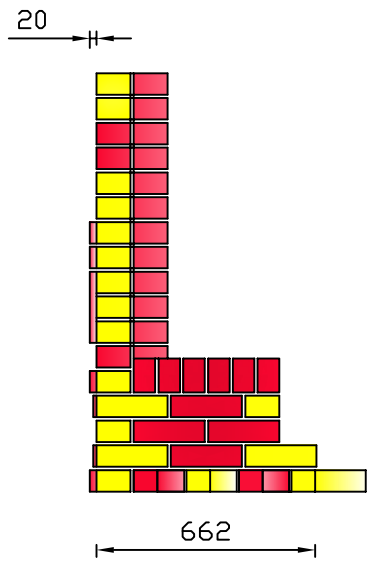
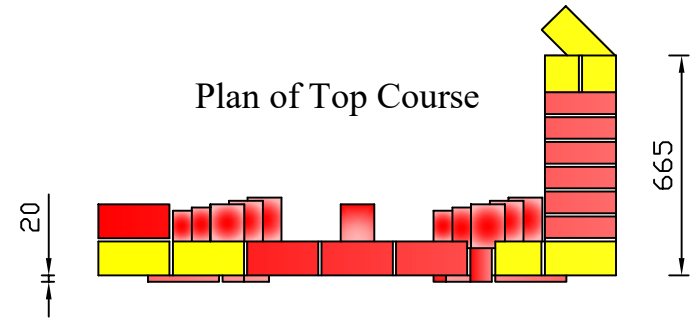


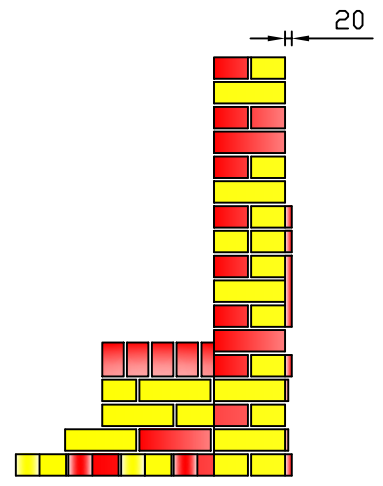
End Elevation



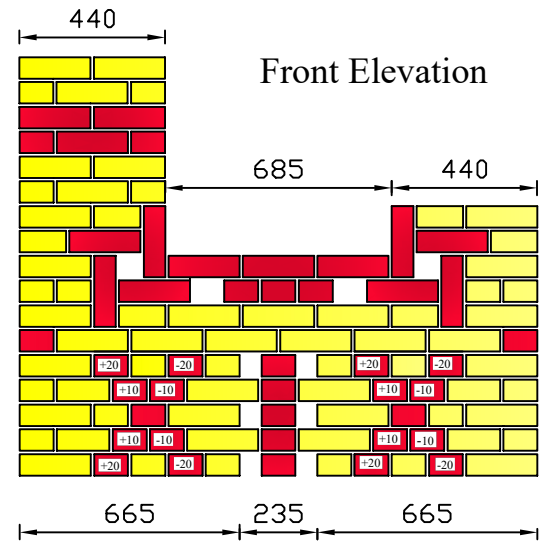
Plan of Top Course



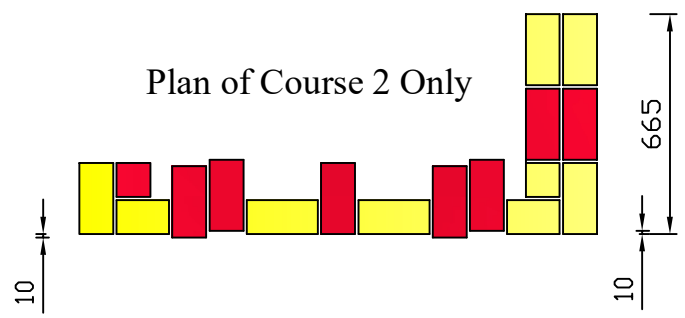
End Elevation



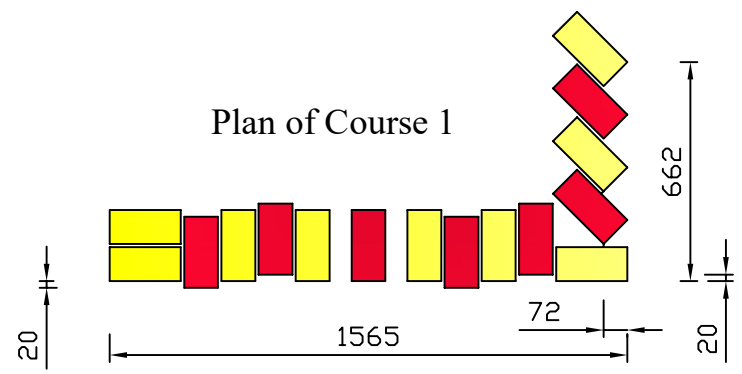
Front Elevation



Plan of Course 2 Only



Plan of Course 1



SPECIFICATION
 All dimensions in mm
 Gauge at 4 course to 300mm and uniform joints.
 Brickwork to be jointed as work proceeds.
 All brickwork to be Recessed 8mm and ironed smooth.
 All contrasting (red) bricks to be 1/2 round joint finish.
 Brick on Edge to be Flush Jointed.
 Do Not Scale from Drawing
 TIME 6 HOURS

Skillbuild 2019- Regional Qualifier Brickwork
SB-401/10-BRK
Drawn By: Jon Mellor
Revision 5: 04/04/2019
Page 1 of 2

